

DiNO WORLD PAINT & PLAY


WARNING:
CHOKING HAZARD - Small parts.
Not for Children under 3 years.

PLEASE SCAN THE QR CODE FOR VIEWING MULTI-LANGUAGE INSTRUCTIONS.
FR. Veuillez scanner le code QR pour afficher les instructions multilingues pour ce kit. DE. Bitte scannen den QR-Code, um die mehrsprachige Anleitung für dieses Set anzusehen. NL. Scan de QR-code om de instructies voor deze set in verschillende talen te bekijken. IT. Scansiona il codice QR per visualizzare le istruzioni multi-lingua per questo kit. ES. Escanea el código QR para ver instrucciones en varios idiomas para este kit. JA. QRコードをスキャンして、本キットの多言語説明書をご覧ください。

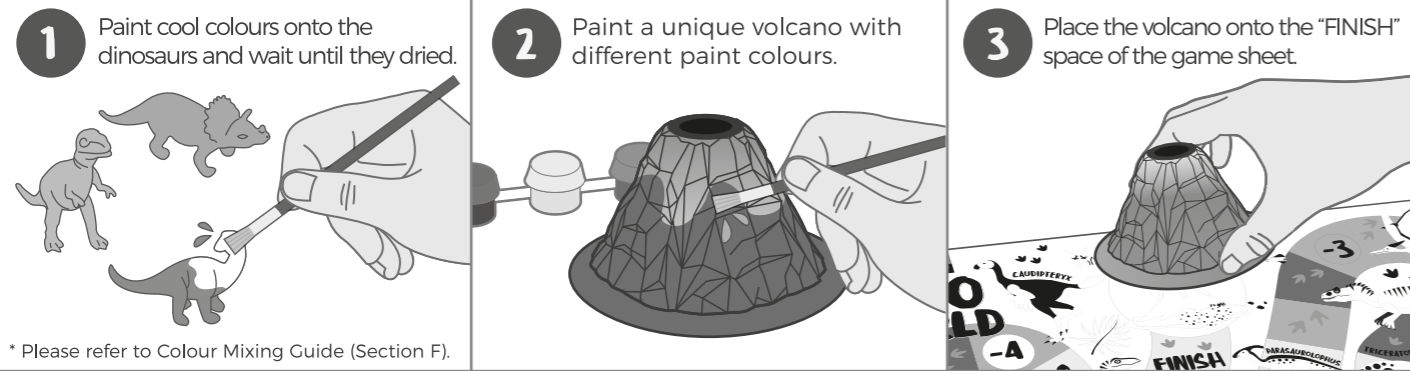
A. Safety Messages

1. Please read these instructions carefully before you start.
2. Adult supervision and assistance are recommended for all the experiments.
3. Intended for children of ages over 5.
4. This kit and its finished products contain small parts which may cause choking if misused. Keep the product out of the reach of children under 3 years old.
5. Always work on a solid, level working surface and try to keep the area neat and clean.
6. If clothes are stained by paint then wash them immediately. Dried paint may leave mild stains on clothing even when they are washed. Put on an apron or wear old working clothes as necessary.
7. Wash your hands after applying the colouring.
8. Kitchen materials are also required from home to preform the experiments. Adults' assistance is required in collecting these materials.

B. Contents



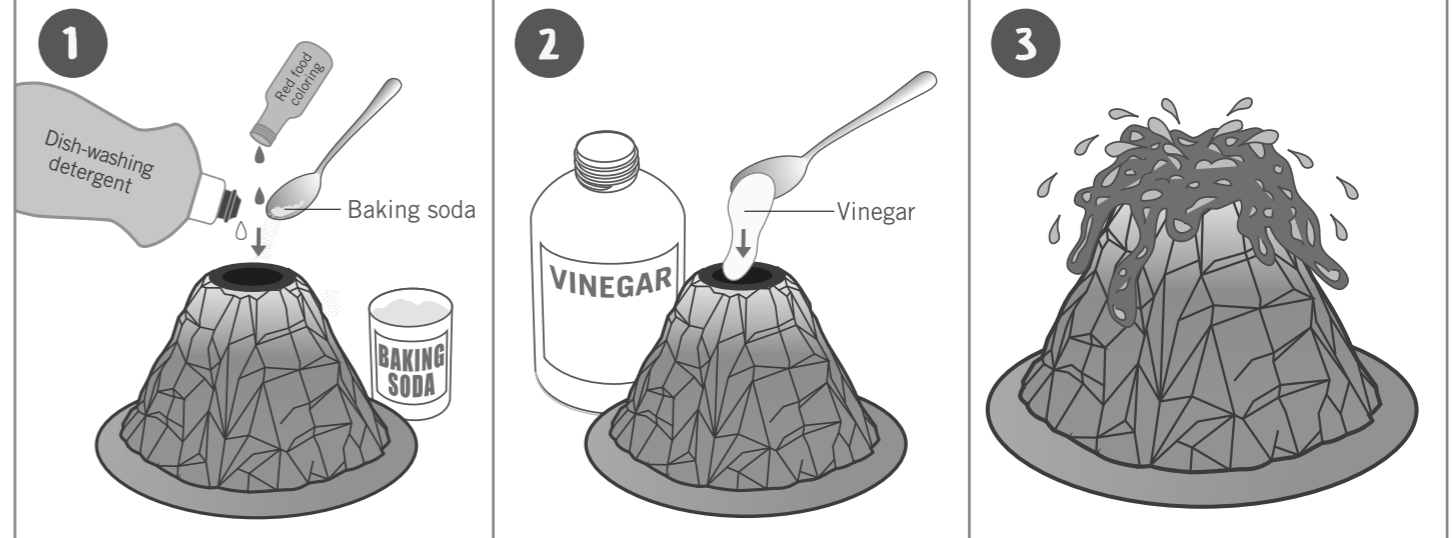
C. How to Play



D. Other Activity - Table Top Volcano

(Additional materials are required, not included in this kit)

Materials required from home kitchen: large flat tray, baking soda, vinegar, dish-washing detergent, red food colouring, teaspoon (Ask for adults' permission and assistance in getting these materials for the experiments.)



1. Place the volcano on a large flat tray to avoid making a mess. Cover the table with old newspaper. Put two teaspoonfuls of baking soda into the volcano. Add a few drops of dish-washing detergent and red food colouring. This will make the 'lava' effect look more dramatic.
2. Slowly pour a teaspoonful of vinegar into the volcano and watch it erupt with 'bubbly lava'.
3. You can continue to add more vinegar to cause more 'lava' to erupt out of the volcano. Eventually the eruptions will stop.

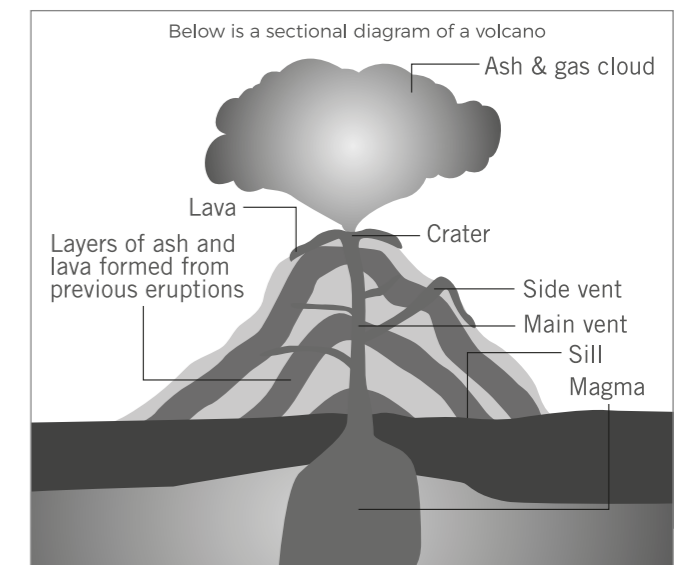
Remarks: You could repeat the eruption process unlimited number of times. However, remember to rinse the volcano with water after each use to prevent the residual vinegar from eroding the plastic.

Safety Messages:

1. Keep young children and animals away from the experiments area.
2. Do not eat or drink in the experimental area.
3. Do not allow chemicals to come into contact with the eyes or mouth.

E. Fun Facts

- The Brachiosaurus, a huge dinosaur that is estimated to be around 85 feet long, ate between 200-400 pounds of plants everyday!
- The first dinosaur was born 251 million years ago!
- Dinosaurs are not actually extinct! They still live among us today in the form of birds!
- Some dinosaurs had tails that were over 45 feet long! They used them to keep their balance while running at high speeds.
- The word "dinosaur" in Greek means "fearfully great lizard".
- The lava and ash from volcanoes produces nutrient-rich soil perfect for growing amazing food! That's why many people choose to live close to volcanoes despite how dangerous it can be.
- Baking soda is a base and vinegar is an acid which creates an acid-base chemical reaction. This reaction produces carbon dioxide bubbles which rise to the top and produce the "lava eruption".



F. Colour Mixing Guide

Pink	= White + Red	Green	= Yellow + Blue
Purple	= Red + Blue	Orange	= Yellow + Red
Sky Blue	= White + Blue	Lime Green	= Yellow + a little Blue
Turquoise	= White + Blue + a little Yellow	Brown	= Yellow + a little Blue + Red

QUESTIONS & COMMENTS

We value you as a customer and your satisfaction with this product is important to us. If you have comments or questions, or you find any part of this kit missing or defective, please do not hesitate to contact our distributor in your country. You will find the address printed on the package. You are also welcome to contact our Marketing Support Team: Email: infodesk@4m-ind.com, Fax: (852) 25911566, Tel: (852) 28936241, Web site: WWW.4M-IND.COM